



# Advice for Registration Day

**2023  
Edition**

**Zone Introduction  
Friendly Reminder  
Orientation Guide**

**港大迎新  
HKU Orientation**

# 註冊日介紹 INTRODUCTION

我屬於邊個學院？

Which Faculty do I belong to?



去邊度先？

Where should I go first?

請先到本部大樓陸佑堂，並按所屬學院分組。屆時，工作人員將帶你們前往圖書館延伸樓 (Zone 1 集合點) 集合作分流及註冊，及後再前往不同Zones，註冊形形色色的學會和報名參加多姿多彩的迎新活動！

First, you should go to **Loke Yew Hall in Main Building**. Then, you will be grouped according to your Faculty. After that, you will go to **Library Extension (assembly point of Zone 1)**. Student helpers will take you to different Zones to register for clubs and societies and their Orientation activities!

Meet @LYH!

# ZONE INTRODUCTION

## ZONE 0

陸佑堂  
Loke Yew Hall

## ZONE 1

院會及學術屬會  
Faculty Societies & Academic Societies

地點：學院大樓  
Location: Faculty Building

## ZONE 2

文化聯會、學社聯會及體育聯會  
Cultural Association, Independent Clubs Association & Sports Association

地點：綜合大樓地下及UG一樓  
Location: G/F and UG 1/F, Composite Building

## ZONE 3

Hall Students' Associations  
舍堂宿生會及學生會

地點：邵逸夫平台  
Location: Run Run Shaw Podium

# BEFORE ENTERING THE ZONE....

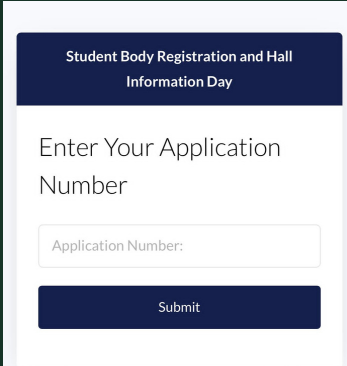
為避免人流聚集，註冊日期間校園將實施人流管制，新生應時刻佩戴由迎新工作人員所發放的手帶，並於進入/離開各區域前登記，以作識別。

For better crowd control, new students should wear the wrist-strap and perform “check-in” and “check-out” in each zone.

## 第一步：掃描**QR CODE** **STEP 1: SCAN THE QR CODE**

第二步：  
輸入**8位數字JUPAS**編號/  
或相應登記編號

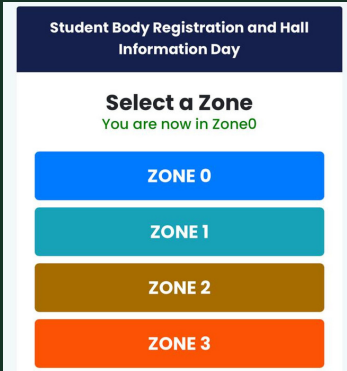
## **STEP 2:** **ENTER YOUR JUPAS** **APPLICATION NUMBER** **(8 DIGITS)/** **OR RESPECTIVE** **APPLICATION NUMBER**



The screenshot shows a mobile application interface. At the top, there is a dark blue header with the text "Student Body Registration and Hall Information Day". Below the header, the text "Enter Your Application Number" is displayed. Underneath, there is a white input field with the placeholder text "Application Number:". At the bottom of the form, there is a dark blue button labeled "Submit".

第三步：  
選擇所進入區域

## **STEP 3:** **SELECT A ZONE**



The screenshot shows a mobile application interface. At the top, there is a dark blue header with the text "Student Body Registration and Hall Information Day". Below the header, the text "Select a Zone" is displayed, followed by "You are now in Zone0" in green. Below this, there are four colored buttons stacked vertically: a blue button labeled "ZONE 0", a teal button labeled "ZONE 1", a brown button labeled "ZONE 2", and an orange button labeled "ZONE 3".

# WHEN LEAVING THE ZONE....

第四步：

離開區域時請按"LEAVE NOW"

**STEP 4:**

**PRESS "LEAVE NOW" WHEN YOU  
LEAVE THE ZONE**

ZONE 0

Room	Time	Status
	2023-08-07 14:42:20	IN

Leave Now

[Back to Zone Selection](#)

# 溫馨提示 **FRIENDLY REMINDER!**

## 準備充足別隨意! **Be Prepared!**

註冊日前記得做好準備，廢事花多眼亂！大家可以參閱有關學會的資料。除此之外，註冊日成日會用到大學聯招申請編號，大家要記住啦！

Remember to do your research about different clubs and societies to save time! Also, you will be using your JUPAS application number a lot during Registration Day, so don't forget it!

## 跟足Schedule唔好遲! **Be Punctual!**

記得預留充足時間參觀，唔好遲到呀！大家都要留意唔係每一個院會同學術屬會會擺曬兩日嘅時段，係所屬時段返嚟就唔會錯過任何嘢啦～

Don't be late so you have enough time to visit all zones! Also, not every society will be open for 2 days. Come at your assigned timeslot so you won't miss a thing!

## 睇清楚穩陣啲! **Be Careful!**

見到各位師兄師姐咁熱情推廣迎新活動，畀錢或者提供資料之前，記得停一停，諗一諗！睇清楚新生通知事項，而如果對個團體身份有懷疑，請聯絡迎新工作人員～

While joining Orientation activities can be exciting, you are advised to think twice before paying and providing personal information. If you are in doubt, please feel free to seek help from the Central Helpers!

# 新生通知事項 NOTICE TO NEW STUDENTS


付款或提供資料前，細閱通知事項，裡面將包含退款機制、收集資料聲明及投訴方法。

Before paying and providing information, please read the Notice to New Students. It includes Refund Policy, Information Collection Statement and Complaint method.

## 迎新工作人員 Central Helpers

你可在不同Zone之間尋找迎新工作人員求助。

You can seek help from Central Helpers. They are located between Zones.



## 帶齊嘢未? To-bring List

- 身份證 (正本及副本) Identity card (original and copy)
- 港幣約 \$2,000\* Around HK\$2,000 cash\*
- 縮骨遮 Foldable umbrella
- 筆 Pen
- 少量食物和水 Some food and water

\* 請避免使用\$500/\$1000面額的紙幣，用作註冊不同社團及報名參加迎新活動等。

\* Avoid using \$500/\$1000 or registration fees of different clubs and societies and application fee for orientation activities, etc.

**GET READY!**

# 迎新活動

## ORIENTATION ACTIVITIES

香港大學有好多唔同嘅迎新活動（“O”），以下係不同種類嘅迎新活動：  
There are a lot of different Orientation Activities (O) at HKU:

### 大O“BIG O”/FACULTY O

由院會舉辦，規模較大，大家可認識來自相同學院但不同學系的朋友。  
Organized by Faculty Societies, Faculty O is larger in scale. It enables new students to meet new friends from the same faculty.

### 細O“SMALL O”

由學術屬會以及其他學會主辦，規模較小，大家可認識同一學科或興趣相近的同學。  
Organized by Academic/Other Societies or Clubs, Small O is smaller in scale. It enables new students to meet friends from the same programme or with similar interests.

### 舍堂體驗營“HALL TOUCH CAMP”

由舍堂學生會/宿生會舉辦，旨在讓新生體驗、認識舍堂生活，將於8月14日至17日舉行。  
Organized by Hall Students' Associations during August 14-17, Hall Touch Camp provides a taste of hall life and culture.

### 舍堂迎新“HALL O”

由舍堂學生會/宿生會舉辦，對象為舍堂新生。舍堂迎新著重展開舍堂教育，通常為期5日至9日。  
Organized by Hall Students' Associations, “Hall O” scaffolds hall education for new intakes and usually last for 5 to 9 days.



# 迎新活動時間

## Time of Orientation Activities

Find the dates here:



### 聯絡方式

## Contacts

如有任何查詢或投訴，可向學生發展及資源中心或課外活動支援處查詢。

Should you have any enquiries or complaints, please contact CEDARS or CCSO.

CEDARS

E-mail: [cedars@hku.hk](mailto:cedars@hku.hk)

Tel.: (852) 3917 2305

Website:

<https://www.cedars.hku.hk/>

CCSO

E-mail: [cocso@hku.hk](mailto:cocso@hku.hk)

Tel.: (852) 3910 2793

Website:

<https://www.ccsso.hku.hk/>

Registration Day —+

+ HKU +

+— Orientation

Registration Day —+

+ HKU +

+— Orientation

*Registration Day* — ✦

✦ **HKU** ✦

— ✦ *Orientation*